

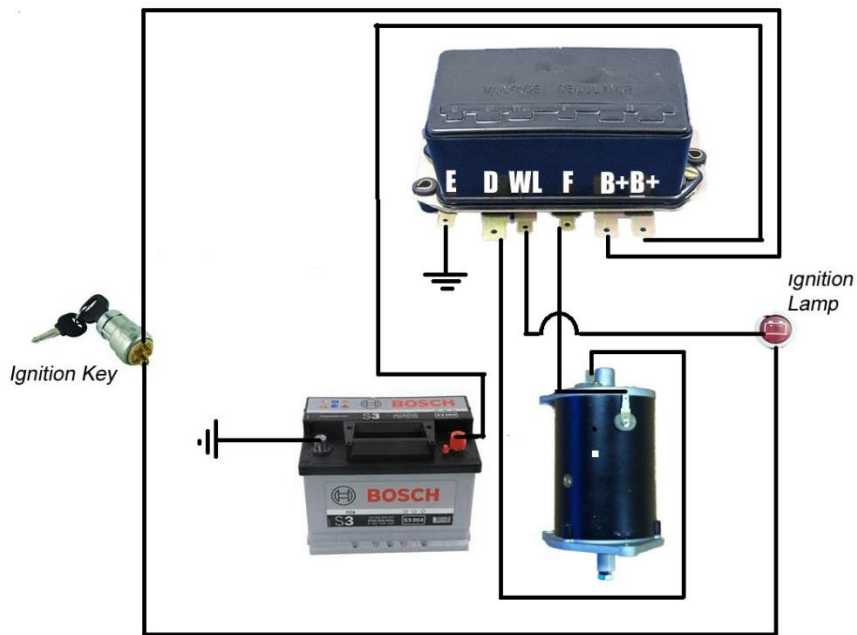
STEALTH™

Dynamator


The wiring Diagrams below should be used in conjunction with original wiring diagram for car. It should be possible to install by simply rearranging and joining the wires at the control box

Note : The wire used as main feed from Dynamator to Battery should be rated at at least 45amps .

Control Box RB340 with Dynamo



Control Box RB340 with Dymator




STEALTH™

Dynamator

The wiring Diagrams below should be used in conjunction with original wiring diagram for car . It should be possible to install by simply rearranging and joining the wires at the control box

Note : The wire used as main feed from Dynamator to Battery should be rated at at least 45amps .

**Control Box RB106
With Standard Dynamo**



**Control Box RB106
With Dynamator**

